





PORTLAND PUBLIC SCHOOLS – FACILITY ADA ASSESSMENT

Lane 6-8
August 31, 2009


Site Accessibility

<p>Parking #1</p>	<p>Two ADA spaces exist at the north parking lot. Striping and marking is worn and the striped access aisles do not appear to be large enough. Restripe accessible stalls. Spaces are missing the stall signage, only one general marker sign in the center designates the area for parking. Secondary access aisle does not have a paved accessible path to the accessible entrance except behind the parked vehicles in the vehicular lane. Left space from access aisle to be signed Van Accessible. Verify that the stall width is 9-feet with an 8-foot striped aisle.</p>	
<p>Parking #2</p>	<p>One ADA stall at the south parking lot.</p>	
<p>South Entry</p>	<p>Entrance has a single 8-inch high step on the exterior. Add a ramp and handrails at this entrance (approximately 12 lf of ramp.) Single step painted yellow as tripping hazard. Modify to 2 steps or as a complete ramped entry with handrails.</p>	
<p>Entry Accessible Path</p>	<p>Accessible path from accessible parking leads to Gymnasium entry. Add directional signage at interior for path direction to various school areas.</p>	 <p>Accessible North Gym Entry is at left side in photo.</p>



<p>Entry, Main Front</p>	<p>Provide replacement or additional accessible handrails with extensions (approximately 36 lf of rail.) Additionally, though not required, there is space for an accessible ramp. Exterior pull handles, no thumb latch. Interior panic exit bars. Adjust closers to compliant pressures.</p>	
<p>Stair Handrails, Exterior</p>	<p>Existing exterior entry stairs have metal handrails at the main west entry and the north class wing entry. The main west entry has compliant height and extensions. The north entry handrails are compliant height, but does not have compliant top and bottom extensions. The south entry has one step and no handrails. See Parking note #2 above. North Gymnasium entry is a fully compliant entry except for interior signage. The Media Center / Science wing entry on the east is a compliant at-grade entry from the play area.</p>	 <p>North Class Wing Entry</p>

Accessible Route & Features

<p>Elevator</p>	<p>Provide an elevator for access to the second floor. One appropriate location for the elevator would be at the north section of the main corridor locker area across from classroom 119. Adjacent storage room 118 can be used for the machine room if required. The second floor space required would also be the north bay of the locker area across from classroom 200. This location is adjacent to the north end stairs of the second floor, and is closest to the accessible parking entry.</p>	
<p>Classroom doors</p>	<p>Provide all classrooms with lever handle hardware. Various classroom doors are fire rated with HM frames in the door lites. These doors already have lever hardware. The remaining class doors are not rated, and do not have lever hardware (approximately 60%).</p>	
<p>Sun Office</p>	<p>Provide lever door hardware.</p>	
<p>Stair Handrails, Interior</p>	<p>Existing interior stairs have been retro-fitted with compliant metal handrails on each side, with compliant top and bottom extensions.</p>	

Plumbing Elements



2 nd Floor Restroom, Boys 219	Provide accessible toilet stall, clearances, lavatory and accessories within reach ranges.	
2 nd Floor Restroom, Girls 221	Provide accessible toilet stall, clearances, lavatory and accessories within reach ranges.	
Drinking Fountains	Verify that at least one corridor DF on each floor complies with clearances. DF outside 219 at +32". DF outside 204 at +40". Verify outside 119, in Gym 146 (2 locations), Girls Locker 139, Boys Locker 138, outside 169, and at NE side of Commons 149, and outside 195.	
Office 103	Provide an accessible sink.	
Art 188	Provide an accessible sink.	
Home Economics 184	Provide an accessible sink.	
Science 193	Provide an accessible sink.	
Girls Locker Room	Provide an accessible toilet, stall, grab bars, lavatory, accessories and shower.	
Boys Locker Room	Provide an accessible toilet, stall, grab bars, lavatory, accessories and shower.	

Communication Elements

Accessible Entry	Modify the two-way communications device, or add another device to include visual communication for hearing impaired individuals.	
Gymnasium 146	Provide assisted listening devices.	
Classrooms	Any need for assisted listening devices in programs at this school? Or within SPED classrooms?	
Visual Fire Alarm Strobes	Retrofit visual strobe alarms to replace existing sound-only alarms at all corridors, restrooms and common areas.	
Signage	Provide accessible signage at new accessible restrooms and common spaces. If signage is provided at classrooms, provide accessible signage.	



Special Spaces, Built-in Elements & Recreational Facilities

<p>Stage / Dance134</p>	<p>Stage access already provided at door 134. Compliant stairs and ramp at outside vestibule entry. Stage is 21-inches above Gymnasium floor level.</p> <p>Portable 2-step is available from Gym side, and can be readily moved.</p>	 <p>Door 134 to Stage is to right of picture at top of ramp.</p> 
<p>Girls Locker Room</p>	<p>Provide an accessible bench.</p>	
<p>Boys Locker Room</p>	<p>Provide an accessible bench.</p>	
<p>Home Economics 184</p>	<p>Provide an accessible work counter adjacent to the accessible sink.</p>	

